














NATIONALLIGA A - MÄNNER

Rg.	Name	Jahrg.								Total	
1	Aargau 1 		39.532 1	38.399 1	38.299 1	42.100 1	40.899 1	40.600 1	239.829	G	
	Noe SEIFERT	1998	5.40 14.066	6.10 13.333	4.90 13.733	4.80 12.500	6.20 13.800	4.90 13.600	32.30 81.032		
	Luca GIUBELLINI	2003	5.10 12.700	5.30 13.133	4.30 12.000	5.20 14.150	4.70 13.133	4.40 13.100	29.00 78.216		
	Florian LANGENEGGER	2003	5.00 12.766	4.60 11.733	4.40 12.300	5.20 14.050	5.10 13.033	4.80 12.966	29.10 76.848		
	Luca MURABITO	2003	5.40 11.866	4.10 11.933	3.90 12.266	5.20 13.900			18.60 49.965		
	Christian BAUMANN	1995					6.40 13.966	5.40 13.900	11.80 27.866		
2	Zürich 1 		37.900 3	37.499 2	37.999 2	41.550 2	40.732 2	37.500 2	233.180	S	
	Henji MBOYO	1998	5.40 13.300	5.40 13.600	5.20 13.733	5.20 14.200	5.90 14.066	5.90 13.700	33.00 82.599		
	Moreno KRATTER	1998	6.00 13.300	4.30 12.233	3.70 11.433	5.20 14.050	5.50 13.966	4.70 9.633	29.40 74.615		
	Tim RANDEGGER	2000	5.50 11.300	4.10 11.666	4.70 12.833	5.20 12.500	4.80 12.700	5.10 11.900	29.40 72.899		
	Sonam BÜWANG	2002	4.90 9.566	4.80 11.600	3.40 10.366	4.00 13.300	4.00 8.933	4.60 11.900	25.70 65.665		
3	Ticino 		38.365 2	37.265 3	35.199 3	38.950 3	39.466 3	36.232 3	225.477	B	
	Luca BOTTARELLI	2002	4.90 12.933	4.20 11.733	4.10 12.133	4.00 12.550	4.50 12.933	4.10 11.633	25.80 73.915		
	Mirco RIVA	2005	3.90 11.866	4.20 12.966	3.80 10.566	4.00 12.800	3.70 12.033	3.30 11.833	22.90 72.064		
	Martino MOROSI	1999	4.80 12.666			4.80 13.600	4.30 13.133	4.30 12.766	18.20 52.165		
	Damiano PONZIO	2006	4.00 12.766		3.40 10.100	4.00 12.200		2.70 10.833	14.10 45.899		
	Mattia PIFFARETTI	2002		4.00 12.233	3.70 12.500		4.10 13.400		11.80 38.133		
	Michael BUCKLEY	2009		3.90 12.066					3.90 12.066		
4	Ostschweiz 1 		33.666 4	34.932 4	33.166 4	37.350 4	37.366 4	33.332 5	209.812		
	Marton KOVACS	2003	4.70 11.433	5.00 12.000	3.70 10.400	4.00 12.900	3.20 11.500	3.30 8.666	23.90 66.899		
	Florian KELLER	2006	3.50 10.800	3.70 10.866	3.40 8.400	4.00 11.650	3.30 12.066	2.90 10.733	20.80 64.515		
	Timon ERB	2006	3.70 11.433	4.00 12.066	3.50 11.233		3.30 12.500	2.50 11.166	17.00 58.398		
	Kilian SCHMITT	2004			3.80 11.533	4.00 12.800	4.00 12.800	4.10 11.433	15.90 48.566		
5	LU/OW/NW 		31.199 6	31.499 6	29.399 6	35.100 6	35.933 5	34.266 4	197.396		
	Dominic TAMSEL	2000	5.00 10.700	4.70 13.433	4.60 12.766	4.00 12.300	5.00 12.300	5.20 12.733	28.50 74.232		
	Michel FURRER	2006	3.40 10.766	3.20 10.333	2.70 8.166	2.40 11.050	3.40 10.866	3.40 10.533	18.50 61.714		
	Leandro ISENEGGER	1997	3.00 9.733			2.40 11.750	3.20 12.433	2.00 10.800	10.60 44.716		
	Alain BREGENZER	2006	3.90 9.400		2.00 8.333			2.20 10.733	8.10 28.466		
	Linus WOLFISBERG	2006		2.40 7.733	1.90 8.300		2.80 11.200		7.10 27.233		
	Leon SCHÜPBACH	2009		2.60 7.500					2.60 7.500		
6	Zürich 2 		32.032 5	32.099 5	30.866 5	36.600 5	32.499 6	33.266 6	197.362	↓	
	Janic FÄSSLER	2007	4.40 11.466	4.00 10.866	4.00 10.833	4.00 13.200	4.20 9.733	3.90 10.800	24.50 66.898		
	Colin Jaden SCHMID	2006	3.80 11.166	3.80 11.500	2.70 9.800	2.40 11.100	3.80 11.833	3.90 9.166	20.40 64.565		
	Julian PITSIS	2008	4.10 8.933	4.00 9.300	2.60 10.233	2.40 11.050	3.80 10.933	3.20 11.366	20.10 61.815		
	Nico OBERHOLZER	2006	4.00 9.400	3.90 9.733	2.90 8.600	4.00 12.300	2.60 4.500	4.20 11.100	21.60 55.633		